



MAT001: Introduction to C++ Template

Author: Joseph Siu

Email: joseph.siu@mail.utoronto.ca

Date: March 27, 2024

Info: This is the abstract. This document intent to provide an example for the customized hw.cls Document Class. This sentence is intend to increase the length of the Info for testing purposes. In addition, I have no copyright to Goat Qun sensei's image at the right: qun's blog. Command `headername` is also commented to illustrate the default header.





Contents

1	Introduction to TColorBox	1
1.1	Available Boxes	8
2	Random Environments	9
2.1	Listings	9
2.2	Indentation	9
3	Additional Packages	10
4	Images	11
5	Arrows and Stacks	13
6	Algorithm	14

1 Introduction to TColorBox

Note

The commands for tcolorbox environments are extremely simplified for the purpose of faster note taking, e.g., during lecture.

Chapter 1

This exercise helps the readers to understand the basic usage of TColorBox environments created by *hw.cls*.

Question 1

Prove that $\sqrt{2}$ cannot rational.



The world famous proof. Assume *ad absurdum* $\sqrt{2}$ is rational, i.e., $\sqrt{2} = \frac{\alpha}{\beta}$ for some coprime integer α and some $\beta \in \mathbb{N}$. Then, by squaring both sides we obtain $2 = \frac{\alpha^2}{\beta^2}$, which implies $\alpha^2 = 2\beta^2$ since $\beta \neq 0$ (assuming natural does not include 0). Then, since $\alpha^2, \beta^2 \in \mathbb{Z}^+$, $2 \mid \alpha^2$, and 2 is a prime number, thus $2 \mid \alpha$. Let $\alpha = 2\gamma$ for some $\gamma \in \mathbb{Z}$, substitute γ into the equation and now we have $2\beta^2 = 4\gamma^2$, which implies $\beta^2 = 2\gamma^2$. By the same argument, $2 \mid \beta$, which contradicts the assumption that α and β are coprime. Therefore, $\sqrt{2}$ cannot be rational.

QUOD
ERAT
DEMONSTR.

The `\alt{}` command within align math environment is also useful, example shown below.

Exercise 1

This exercise aims at demonstrating that various approaches can be used to compute the same integral. More precisely, compute the indefinite integral

$$\int \frac{dx}{\sqrt{a^2 + x^2}}, a > 0.$$



**Question 1**

Using trigonometric substitution $x = a \tan t$, $-\frac{\pi}{2} < t < \frac{\pi}{2}$.






Proof. Consider 2 cases:

Case 1. The case that we want to show.

Let $x = a \tan t$, then isolate t we have $t = \arctan\left(\frac{x}{a}\right)$ and $dt = \frac{1}{a} \cdot \frac{1}{1+\left(\frac{x^2}{a^2}\right)} dx = \frac{a}{x^2+a^2} dx$.





Now, we substitute t into x and we have

$$\begin{aligned}\int \frac{dx}{\sqrt{a^2 + x^2}} &= \int \frac{1}{\sqrt{a^2 + a^2 \tan^2 t}} \cdot \frac{x^2 + a^2}{a} dt \\ &= \int \frac{1}{|a| \sqrt{1 + \tan^2 t}} \frac{a^2 \tan^2 t + a^2}{a} dt \\ &= \int \frac{\tan^2 t + 1}{\sqrt{\tan^2 t + 1}} dt \\ &= \int \frac{\sec^2 t}{\sqrt{\sec^2 t}} dt,\end{aligned}$$



since $t \in (-\frac{\pi}{2}, \frac{\pi}{2})$, this gives $\sec t > 0$, thus

$$\begin{aligned} &= \int \sec t \, dt \\ &= \int \frac{1}{\cos t} \, dt, \end{aligned}$$

from [insert eq num here] we have

$$\begin{aligned} &= \ln |\sec t + \tan t| + C \\ &= \ln \left| \frac{\sqrt{x^2 + a^2}}{a} + \frac{x}{a} \right| + C \\ &= \ln \left| \sqrt{x^2 + a^2} + x \right| - \ln |a| + C \\ &= \ln \left| x + \sqrt{x^2 + a^2} \right| + C. \end{aligned}$$

Remark 1. As you can see, nested tcolorbox tend to stay as a whole, thus overusing tcolorboxes may cause too many empty spaces.



Remark 2. As below has shown, when starting a new tcolorbox, it is always good that the newpage command is put prior to the new tcolorbox.



Case 2. The case we want to ignore

Subcase (1): This subcase is also going to be ignored due to lack of content.

QUOD
ERAT
DEMONSTRATUM ■

**Exercise 2**

This is a new exercise same as exercise 1, however a newpage command is used prior to this exercise, as we can see the boxes are looking as normal in this case despite the boxes exceeded the footer, and more spaces were rearranged by Latex to fit the boxes.

**Question 1**

Using trigonometric substitution $x = a \tan t$, $-\frac{\pi}{2} < t < \frac{\pi}{2}$.






Proof. Consider 2 cases:

Case 1. The case that we want to show.

Let $x = a \tan t$, then isolate t we have $t = \arctan\left(\frac{x}{a}\right)$ and $dt = \frac{1}{a} \cdot \frac{1}{1+\left(\frac{x^2}{a^2}\right)} dx = \frac{a}{x^2+a^2} dx$.



Now, we substitute t into x and we have

$$\begin{aligned} \int \frac{dx}{\sqrt{a^2+x^2}} &= \int \frac{1}{\sqrt{a^2+a^2 \tan^2 t}} \cdot \frac{x^2+a^2}{a} dt \\ &= \int \frac{1}{|a| \sqrt{1+\tan^2 t}} \frac{a^2 \tan^2 t + a^2}{a} dt \\ &= \int \frac{\tan^2 t + 1}{\sqrt{\tan^2 t + 1}} dt \\ &= \int \frac{\sec^2 t}{\sqrt{\sec^2 t}} dt, \end{aligned}$$

since $t \in \left(-\frac{\pi}{2}, \frac{\pi}{2}\right)$, this gives $\sec t > 0$, thus

$$\begin{aligned} &= \int \sec t dt \\ &= \int \frac{1}{\cos t} dt, \end{aligned}$$

from [insert eq num here] we have

$$\begin{aligned} &= \ln |\sec t + \tan t| + C \\ &= \ln \left| \frac{\sqrt{x^2+a^2}}{a} + \frac{x}{a} \right| + C \\ &= \ln \left| \sqrt{x^2+a^2} + x \right| - \ln |a| + C \\ &= \ln \left| x + \sqrt{x^2+a^2} \right| + C. \end{aligned}$$

Remark 3. As you can see, nested tcolorbox tend to stay as a whole, thus overusing tcolorboxes may cause too many empty spaces.



Remark 4. As below has shown, when starting a new tcolorbox, it is always good that the newpage command is put prior to the new tcolorbox.



Case 2. The case we want to ignore

Subcase (1): This subcase is also going to be ignored due to lack of content.



1.1 Available Boxes

Chapter 2

Definition 1 – Insert a random definition here

1



Proposition 1

xd



Lemma 1

1



Question 2

1



Claim 1

1



Corollary 1

1



Exercise 3

Hint. Hint.



Remark 5. Remark.



Theorem 1

Random theorem.



Unit 1

Note. This is the only box that does not have an ending pattern :)



Mathnote.



To modify the message of proof we need to add the square brackets within the curly bracket, unlike other environments. Proof.

QUOD
ERAT
DEMONSTR.

Example 1. Tomato is not a fruit.



2 Random Environments

2.1 Listings

The usage of the package *listings* is as follows:

The default language for environment *code* is Python, can be changed in the cls file.

```

1
2  # This is a bubble sort algorithm
3  def bubble_sort(lst):
4      n = len(lst)
5      for i in range(n):
6          for j in range(0, n - i - 1):
7              if lst[j] > lst[j + 1]:
8                  lst[j], lst[j + 1] = lst[j + 1], lst[j]
9      return lst
10
11  print("Hello World")

```

```

1  # This is a bubble sort algorithm
2  def bubble_sort(lst):
3      n = len(lst)
4      for i in range(n):
5          for j in range(0, n - i - 1):
6              if lst[j] > lst[j + 1]:
7                  lst[j], lst[j + 1] = lst[j + 1], lst[j]
8      return lst
9
9  print("Hello World")

```

There is also a specialized latex code environment.

```

\lstnewenvironment{code}{\lstset{language=\defaultlanguage}}{}
\lstnewenvironment{latexcode}{\lstset{language=Tex}}{}

```

2.2 Indentation

The useful indent command from package *changepage*:

This is an indented environment (multiple paragraphs)

Hehe.

The default indentation is (1)cm.

This environment can be nested

Proof. May contain t color boxes

QUOD
ERAT
DEMONSTRATUM ■



3 Additional Packages

There are also optional packages for specific courses, e.g. , *mat240*.

After using the *mat240* package under folder *clsfiles*, we can see the following command works: $\text{im } A$, $\text{span } X$.

Similarly, for *csc240*, we can see `AND` , `IMPLIES` all work.



4 Images

`\fig` is very convinient...



No default caption and label.

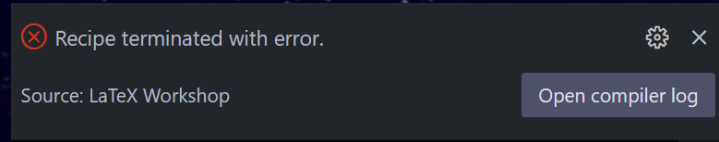


Figure 1: hehe

The ratio of the image is fixed.



Figure 2: byebye world \int_a^b

Figure 3: hello world \int_a^b

Especially with the `PasteImage` plugin.

Figure 2 can be referenced in this way.



5 Arrows and Stacks

Vertical Equal symbol is too hard to implement so only vertical arrow and Arrow are provided, the horizontal ones are covered by mathtool package with the commands xleftarrow etc.

$$\begin{array}{ccc} \text{bye} \Downarrow & \int_a^b f(x) \, dx & \Downarrow n \rightarrow \infty \\ \Uparrow & \int_a^b f(x) \, dx & \Uparrow n \rightarrow \infty \end{array}$$

$$\begin{array}{ccc} a & = & b \\ n \rightarrow \infty \Downarrow & & \Uparrow u = n + 1 \\ x & = & y \end{array}$$

You can do this to reduce the width between the alignments:

$$\begin{array}{ccc} a & = & b \\ n \rightarrow \infty \Downarrow & & \Uparrow u = n + 1 \\ x & = & y \end{array}$$

hello, over under and overunder follow the order from top to bottom, in my opinion this is more intuitive than the asmmath method, anyway,

$\overset{a}{b}$, $\underset{c}{b}$, $\overset{a}{\underset{c}{b}}$ testing spacing

end of doc (ofc not)



6 Algorithm

Sample Usage:

```
\usepackage[noend, noline]{clsfiles/alg}
\newop{\A}{A}
\begin{document}
\newalg[This is not a caption]{
  \as \ag{j}{0}
  \afor{\ag{i}{1}\ato\A}{
    \aif{$i$ is even}{
      \as \ag{j}{i}
    }
    \aelif{$i$ is odd}{
      \as \ag{j}{i+1} \Comment{?}
    }
    \aelse
      \as \ag{j}{-1}
  }
}
\afunc{NAME}{\A}{
  \awh{${\A}\neq 0$}{
    \as \ag{j}{A}
  }
}
}
\end{document}
```

which produces:

Algorithm 1 This is not a caption

```
 $j \leftarrow 0$ 
for  $i \leftarrow 1$  to  $A$ 
  if  $i$  is even
     $j \leftarrow i$ 
  else if  $i$  is odd
     $j \leftarrow i + 1$ 
  else
     $j \leftarrow -1$ 
function NAME( $A$ )
  while  $A \neq 0$ 
     $j \leftarrow A$ 
```

▷ ?

Don't forget the `\as` to make new-line.